



Specification of generator set

ATS Maquinarias Ltda

Control box (Templet)



Features


- User ID display function
- Parameters can be fully configured through PC software
- LED and LCD alarm lamps
- Magnetic sensor speed detection
- Work mode selectors (switchable)
- Preset auto start/stop cycle
- Fuel quantity detection, low oil level alarm
- Voltage measurement
- Current measurement
- Generator /mains circuit breaker control
- Plug terminal type wiring design
- Power saving mode
- Switch between generator /mains load
- Upgradeable Firmware

Operation brief

- It is controlled by start, stop, auto and manual buttons on the panel
- The user can set the data of the module through the panel button, or the setting data can be uploaded through the configuration operation software via USB interface

Advantage

- The real-time clock provides accurate event logging
- Provide free PC software license
- Advanced PCB layout ensures high quality of modules
- Modular design, excellent stability
- Various communication interfaces available



ATS (Auto transfer system) (Optional)



Function

Particular ATS controller, which combines measurement, display, control for the automatic control on mains/mains or mains/ generator system.

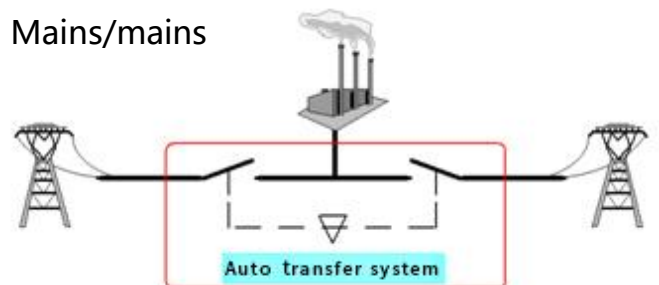
Note: communication function requires extra communication module. The picture is for reference only. The specific model is subject to the quotation

Features

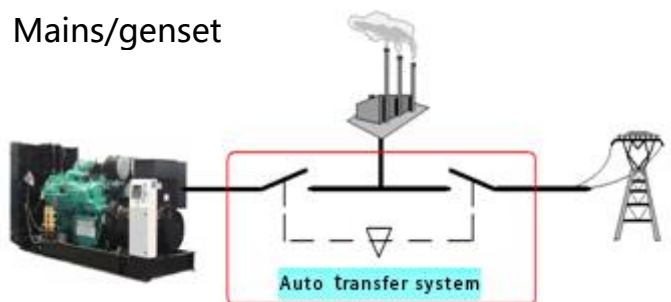
- Microcomputer control, all digital technology
- Display the operating state of ATS and the operation mode of controller directly through the LCD screen
- Operating parameters can be input via the LCD screen and the keys of controller
- Measuring data (including voltage/frequency) through LCD screen
- PC-level switch and electromagnetic driven structure can realize fast on-load switching of two power sources (switching time $\leq 80\text{ms}$)
- Electrical and mechanical double interlock mechanism, the main loop contact for the two static structure, the moving contact using a "V" design, from the design to ensure that the two power supply will not be shortcircuit.
- Coil control power supply can be provided by the main and standby AC or DC power supply, without additional control power supply


Case

Mains/mains



Mains/genset





Paralleling system (Optional)

Function

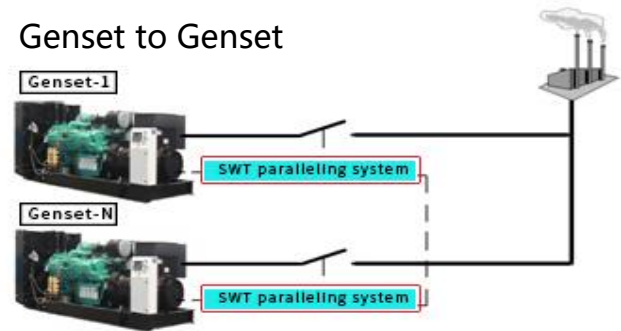
The paralleling system is specially designed for gensets & grid system paralleling (set to set or set to grid), up to 32 units synchronise automatically, realize the automatic starting unit automatic parallel operation, and according to the load size the number of units in operation or exit the operation. When mains return to normal, the unit will automatically discharge and cooling down, the system can start paralleling mains grid, automatic transfer and PLC control load can also be customized upon customer requirements, the control of multiple load and multiplex mains SWT paralleling system can also be used with ATS.

Features

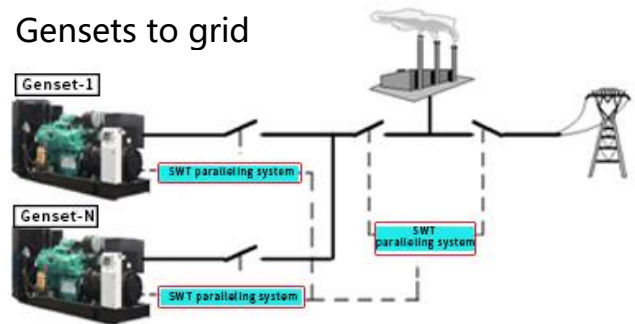
- The paralleling system comprises international famous brand controller. PLC system, touch screen etc are available upon customer requests
- Integrated with advanced control technology, perfect function, safe, durability and reliability.
- Smart and flexible, one machine one screen, the unit can be used independently or parallelly
- Easy to operate, fully automatic, Chinese and English operating system, built-in fault detection
- The system can automatically input the appropriate number of units according to the load size to avoid the operation of high-power units with small load and realize the off- peak control
- Easy to expand capacity, just install the required power units, convenient to add units for the expansion in the future.

Case

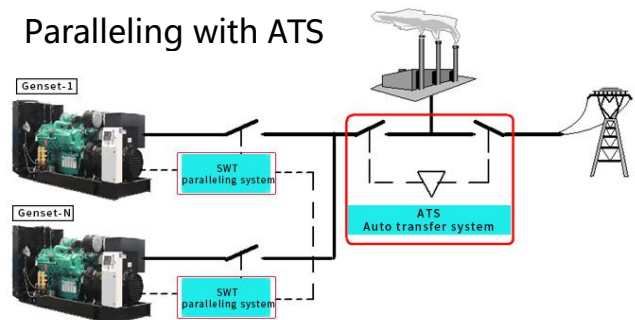
Genset to Genset




Gensets to grid



Paralleling with ATS





Detailed configurations



Standard accessories



- Cummins Engine
- Stamford Alternator
- Copper fan radiator
- Heavy duty common chassis with forklift port
- Special designed shock absorber with locking devices suit for genset lifting and transfer frequently
- Silent type encloser suit for double layer storage
- 2mm thickness galvanized steel sheet for encloser
- Heavy duty encloser door lock and hinge
- Control box independent from engine room
- DSE8160MKII controller for parallel operation
- Switch box with motorized MCCB/4P breaker
- Cobber bar for power cable fast connection
- Battery with cable and battery switch
- Floating battery charger
- Control box lamp and maintenance lamp
- Special designed residential level muffler with bellow joint
- Built-in fuel tank (8 hours) with level gauge
- Separate type ATS with HAT530N controller
- Engine and alternator original document
- Genset test report
- Certificate of quality
- Electrical diagram
- Installation and Operation manual

We reserve the right to change technical data or modify this document without prior notice. This document cannot be reprinted without the permission of us.